

DIAGRAM ABBREVIATIONS

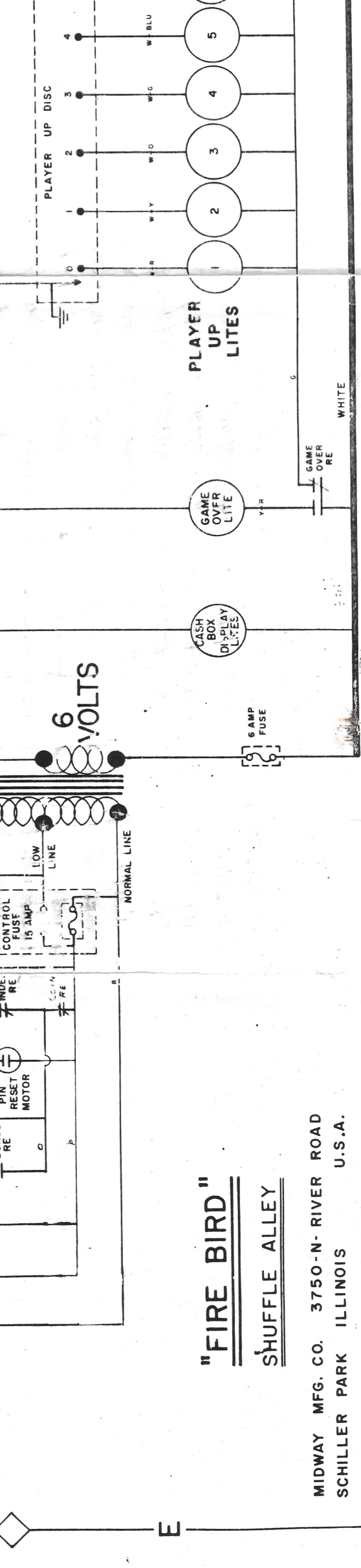
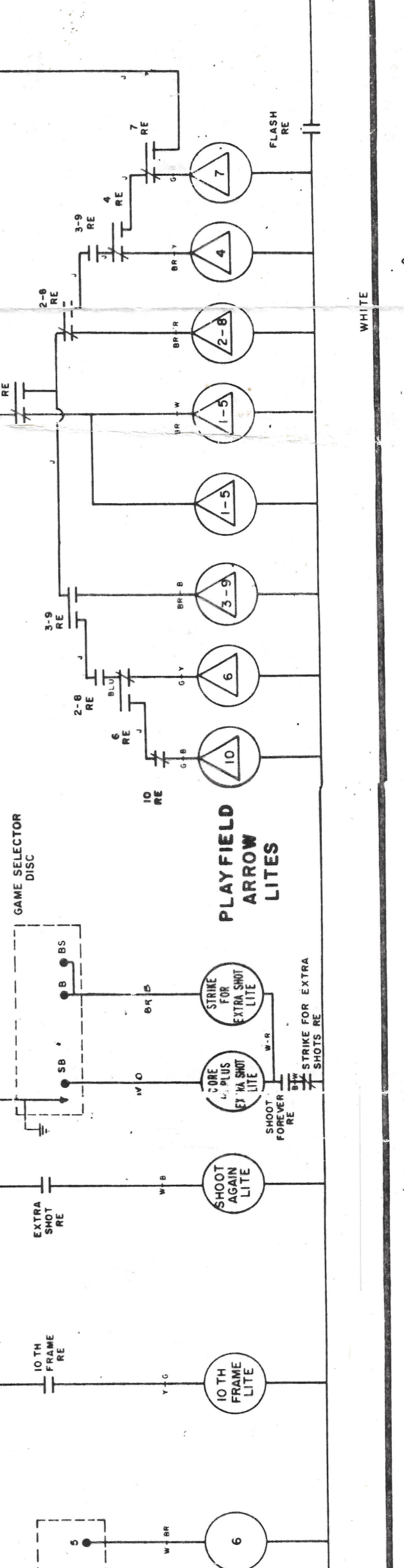
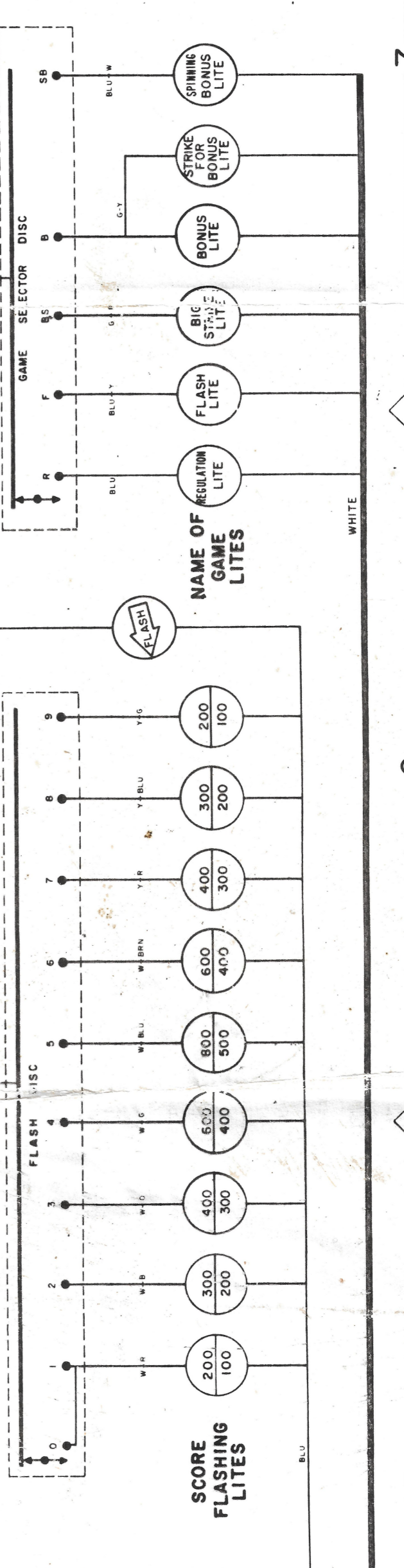
ADU	ADJUSTMENT	RE	RELAY
AMS	ARMATURES	R.O.	ROLL-OVER
AMP	ARMATURES	S	STARTER
J	JUMP	S.W.	SWITCH
L	LOCK	SW	SWITCH
P	PLATE	SW	SWITCH
POS.	POSITION	SMS	SWITCHES

WIRE COLOR CODE

B	BLACK	G	GREEN	R	RED
B-L	BLACK-LEADER	P	PURPLE	Y	YELLOW
W/P	WHITE WITH PINK	W/G	WHITE WITH GREEN	W/Y	WHITE WITH YELLOW
W/B	WHITE WITH BLACK	W/R	WHITE WITH RED	W/Y	WHITE WITH YELLOW

SWITCH CODE

()	NORMALLY OPEN SWITCH
(/)	CLOSED WHEN ENERGIZED
(\)	NORMALLY CLOSED SWITCH
()	INDICATES OPERATION BY A COIN MOTOR
()	MADE AND BREAK SWITCH
()	DOUBLE MAKE SWITCH



"FIRE BIRD" SHUFFLE ALLEY
 MIDWAY MFG. CO. 3750-N. RIVER ROAD
 SCHILLER PARK ILLINOIS U.S.A.